

Product Class	Test Item	Specimen Type	Reaction Time	Linear Range	Qualification
Cardiac Markers	cTnI	WB/Plasma	15 min	0.05-50ng/mL	NMPA CE ISO13485
	Myo	Serum/Plasma	15 min	2.5-400ng/mL	NMPA CE ISO13485
	CK-MB	Serum/Plasma	15 min	1-80ng/mL	NMPA CE ISO13485
	D-Dimer	WB/Plasma	3 min	0.1-10mg/L	NMPA CE ISO13485
	NT-proBNP	WB/ Serum/Plasma	15 min	15-35000pg/mL	NMPA CE ISO13485
	3 in 1(cTnI/CK-MB/Myo)	WB/Plasma	15 min	Same as individual item	NMPA CE ISO13485
	5 in 1 (cTnI/ CK-MB/Myo/D-Dimer/NT-proBNP)	WB	15 min	Same as individual item	NMPA CE ISO13485
	hFABP	Serum/Plasma	15 min	2-120ng/mL	NMPA CE ISO13485
	HCY	Plasma	15 min	3-50μmol/L	NMPA ISO13485
	BNP	WB/Plasma	10 min	10-5000pg/mL	NMPA ISO13485
	ST2	Serum	15 min	2-200.0ng/mL	ISO13485
	Lp-PLA2	WB/ Serum/Plasma	10 min	10-800.0ng/mL	ISO13485
Hormones Markers	β-HCG	Serum/Plasma	10 min	5-20000mIU/mL	NMPA CE ISO13485
	PROG	Serum	10 min	3-80ng/mL	NMPA CE ISO13485
	TES	Serum	10 min	0.2-20ng/mL	NMPA CE ISO13485
	FSH	Serum	20 min	1-200mIU/mL	NMPA CE ISO13485
	LH	Serum	20 min	1-200mIU/mL	NMPA CE ISO13485
	PRL	Serum	20 min	1-4000μIU/mL	NMPA CE ISO13485
	E2	Serum	10 min	100-3000pg/mL	NMPA CE ISO13485
	3 in 1(FSH/LH/PRL)	Serum	20 min	Same as individual item	NMPA CE ISO13485
	AMH	Serum/Plasma	10 min	0.1-25ng/mL	CE ISO13485
Inflammation Markers	PCT	WB/Serum/Plasma	15 min	0.1-100ng/mL	NMPA CE ISO13485
	CRP	WB/Serum/Plasma	3 min	0.5-200mg/L	NMPA CE ISO13485
	SAA	WB/Serum/Plasma	3 min	3-200mg/L	NMPA CE ISO13485
	CRP/SAA	WB/Serum/Plasma	3 min	CRP:5.0-200mg/L SAA:3-200mg/L	NMPA CE ISO13485
	Total IgE	WB/Serum/Plasma	12 min	1-1000IU/mL	CE ISO13485
	IL-6	Plasma/Serum	15 min	5-1000pg/mL	ISO13485
Thyroid	TSH	Plasma/Serum	20 min	0.5-100μIU/mL	NMPA CE ISO13485
	TT3	Serum	15 min	0.8-10nmol/L	NMPA CE ISO13485
	TT4	Plasma/Serum	15 min	20-320nmol/L	NMPA CE ISO13485
	FT3	Serum	15 min	0.4-50pmol/L	CE ISO13485
	FT4	Serum	15 min	0.3-100pmol/L	CE ISO13485
Diabetes and Renal Injury Markers	HbA1c	WB	5 min	4-15%	NMPA CE ISO13485 NGSP
	MAU	Urine	10 min	2-300mg/L	NMPA CE ISO13485
	NGAL	Urine	10 min	20-5000ng/mL	NMPA CE ISO13485
	CysC	WB /Plasma	5 min	0.4-8mg/L	NMPA CE ISO13485
Health Check	Ferr	Serum	15 min	2-1000ng/mL	NMPA CE ISO13485
	25(OH)-D	Plasma	10 min	5-120ng/mL	NMPA CE ISO13485
Tumor Markers	CEA	Serum/Plasma	10 min	1-500ng/mL	CE ISO13485
	AFP	Serum/Plasma	10 min	3-2000ng/mL	NMPA CE ISO13485
	CEA/AFP	Serum/Plasma	10 min	Same as individual item	CE ISO13485
	tPSA	Serum	15 min	0.5-200ng/mL	CE ISO13485
	fPSA	Serum	15 min	0.5-30ng/mL	CE ISO13485
	PGI	Serum	15 min	2-200ng/mL	CE ISO13485
	PGII	Serum	15 min	1-200ng/mL	CE ISO13485
	PGI/PGII	Serum	15 min	Same as individual item	CE ISO13485
Infectious Disease	HBsAg	Serum/Plasma	10 min	0.5-250IU/mL	ISO13485
	HCV	Serum/Plasma	10 min	/	ISO13485



BIOT-YG-I FIA Analyzer

Fluorescence Immunoassay Analyzer

Xiamen Biotime Biotechnology Co., Ltd.

Address: 2F/3F/4F, No.188, Pingcheng South Road, Haicang Street, Haicang District, Xiamen City, Fujian Province, 361026, P.R. China
 Tel: +86-592-688-3156 Fax: +86-592-6882362
 E-mail:baotai@biotime.cn Web: www.xiamenbiotime.com



»»» Product Characteristics

Robust

BIOT-YG-I FIA Analyzer has powerful system to allow checking machine itself every time when power on, besides, remote software upgrade allowed when update.

Intelligent

The analyzer can automatically identify each item and match the SD card information.



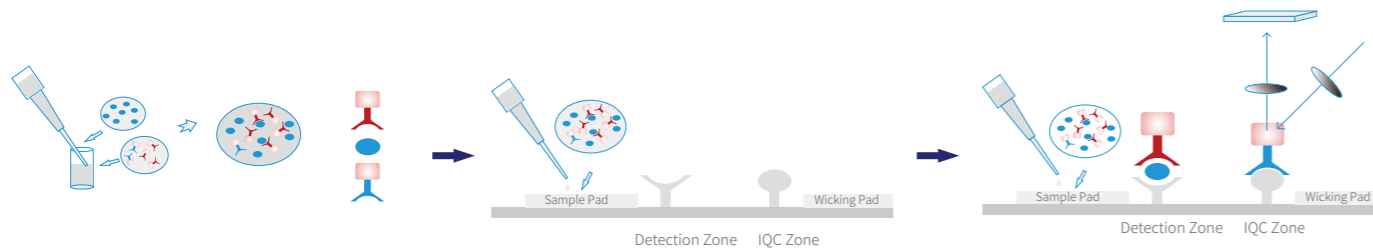
Accurate and Rapid

Test results come out in 3 to 20 min, repeatability: $CV \leq 3\%$, accuracy $\geq 85\%$, linear correlation coefficient $r \geq 0.99$.

Powerful

Rapid test model and standard test model allowed, 5,000 test results data capacity.

»»» Technical Principle Immunochromatography



»»» With incubator provided

The incubation chamber is an auxiliary device for Biotime's fluorescence immunoassay analyzer. The reaction temperature and time is critical for test results. The incubation chamber provides an optimized environment as well as automatic timers for test reactions to improve the reliability of test results.

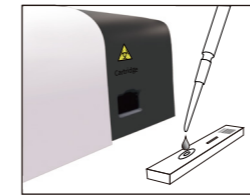


ICE-100E

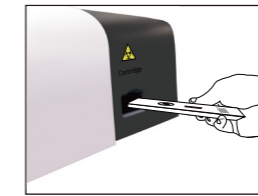
- ◀ -Incubate 6 test reagents at one time
- ◀ -Alarm bell for reminding
- ◀ -Automatic identification for test reagents
- ◀ -Adjustable for incubation time

»»» Test Procedure

Standard Test




Standard Test



Inserting & Incubating inside




Testing

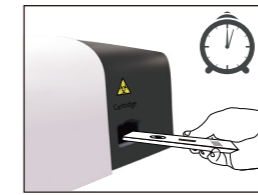


Reading


Rapid Test




Sampling & Incubating outside



Inserting



Testing



Reading

»»» Technical Data

Model	BIOT-YG-I
Principle	Fluorescent immunochromatography
Specimen	Whole Blood/ Serum/ Plasma/ Urine
Power adapter	AC220V, 3A, 50/60Hz
Interface	RS232, USB, Ethernet (Direct connection to LIS / HIS)
Information input	Touch screen, barcode reader
Data Storage	5,000 test records automatically storage
Incubation temperature	25°C ± 1°C
Size	225 × 220 × 113mm
Weight	2.5kg

